

FOR SALE OR LEASE

10 Peterboro Street & 3423-3427 Woodward Avenue Detroit, MI

Office Space Property Highlights

- 6-story 29,178 SF Medical/General Office Building
- $19.50/SF - Gross + Utilities
- 6th Floor (2,287 SF Available)
- Prime Location on Woodward & Peterboro in Midtown
- Corner Office View of Downtown Detroit
- 80-Space Parking Lot

Retail Space Property Highlights

- 2,898 SF Available
- $30.00/SF - Gross + Utilities
- Woodward Avenue Frontage
- 3 Blocks From Little Ceasars Arena

CONTACT US



Ben Hubert
248 417 7150
ben.hubert@colliers.com



Benji Rosenzweig
248 752 3762
benji.rosenzweig@colliers.com

Colliers Detroit
400 W 4th Street, Suite 350
Royal Oak, MI 48067
colliers.com/detroit

Retail Exterior Photo



Office Exterior Photo



Office Interior Photos











Office Availability

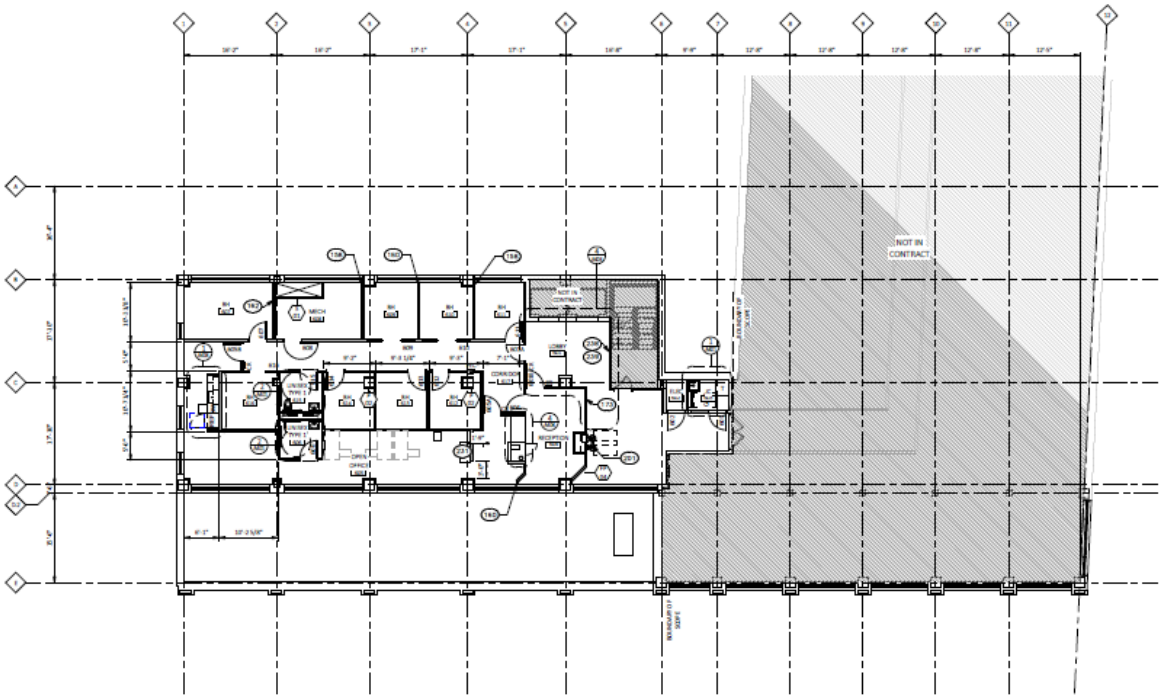

Floor	Space Available (SF)
Sixth Floor	2,287 SF

SPACE FOR SALE OR LEASE

Retail Availability

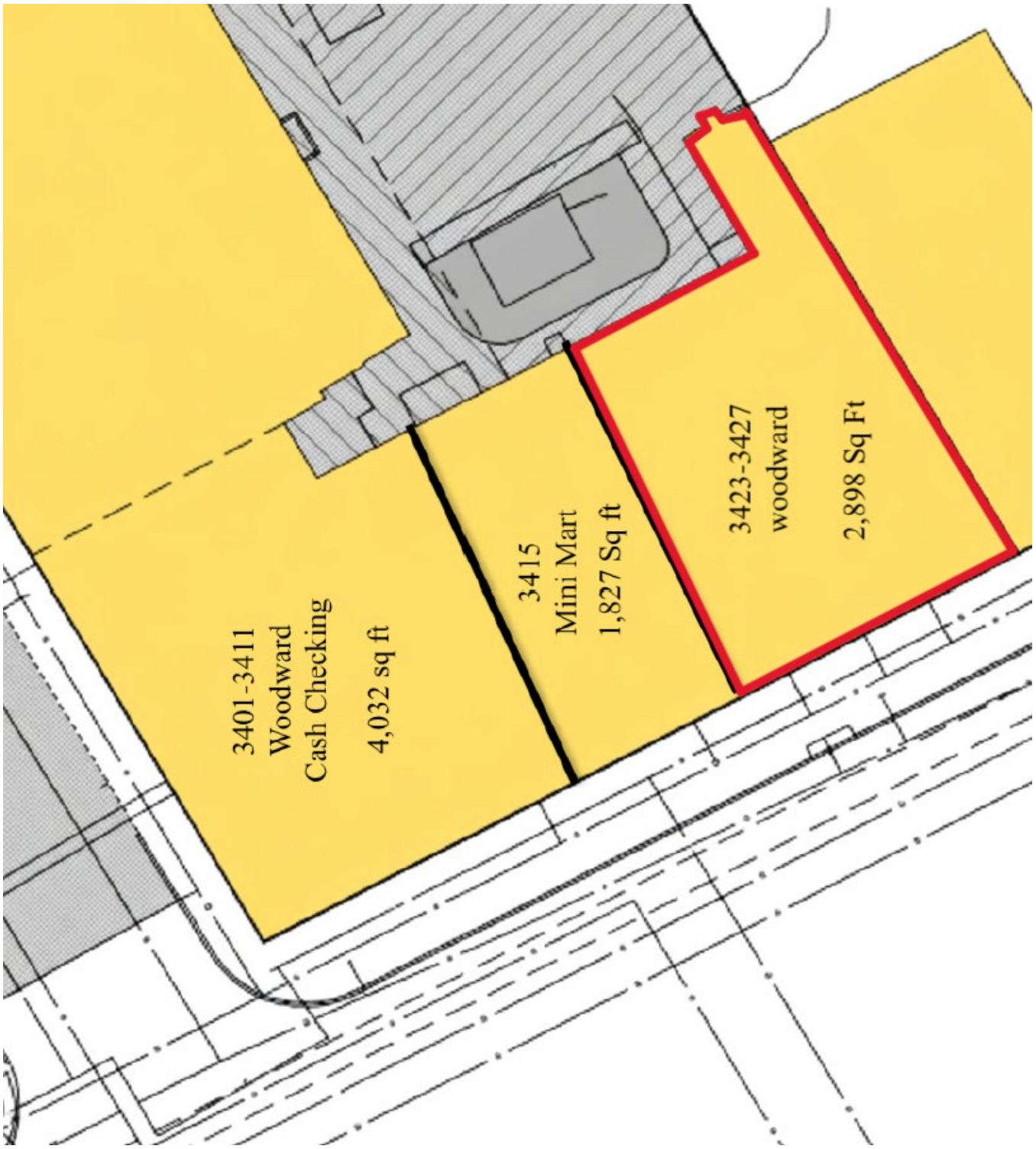

Location Map

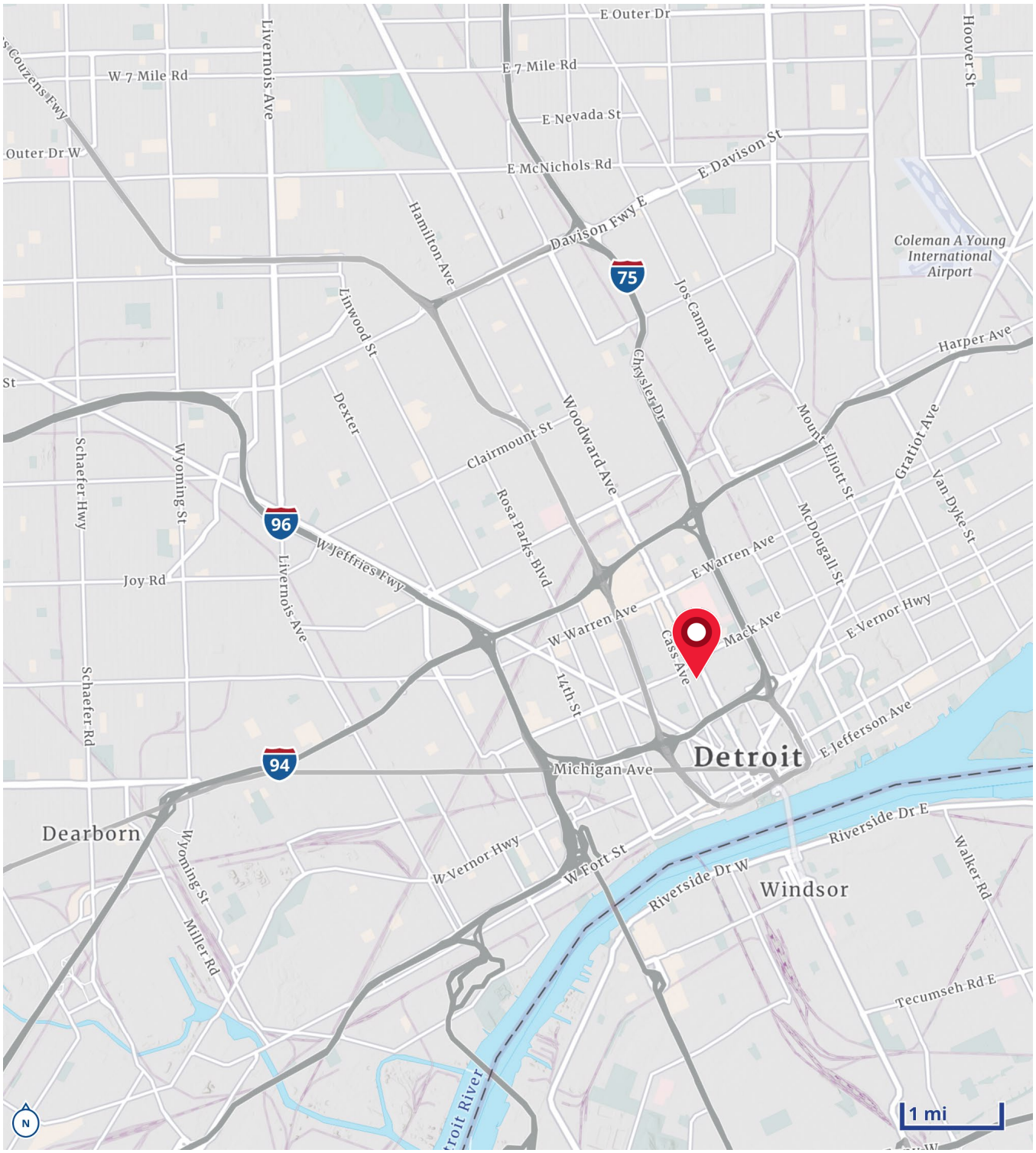

Merchant Map



Demographics

CURRENT YEAR SUMMARY	1 MILE RADIUS	3 MILE RADIUS	5 MILE RADIUS
Total Population	21,309	88,709	237,631
Total Households	12,313	46,211	101,051
Total Family Households	2,905	14,877	45,741
Average Household Size	1.57	1.78	2.27
Median Age	33.7	36.1	34.7
Population Age 25+	15,770	64,163	158,217
2010 – 2020 Population: Annual Growth Rate (CAGR)	1.59%	-0.30%	-0.92%
2020 – 2025 Population: Annual Growth Rate (CAGR)	0.86%	0.26%	-0.20%
5 YEAR PROJECTED TRENDS: ANNUAL RATE			
Population	0.36%	0.16%	-0.13%
Households	0.70%	0.50%	0.20%
Families	0.32%	0.12%	-0.14%
Median Household Income	2.46%	1.86%	2.29%
CURRENT YEAR POPULATION BY SEX			
Male Population / % Male	11,230 / 52.7%	44,408 / 50.1%	119,643 / 50.4%
Female Population / % Female	10,079 / 47.3%	44,301 / 49.9%	117,988 / 49.6%
INCOME & HOUSEHOLDS SUMMARY			
Median Household Income	$33,006	$39,463	$37,696
Average Household Income	$62,323	$64,961	$58,579
Per Capita Income	$36,366	$34,130	$25,017
SUMMARY BUSINESS DATA			
Total Businesses	1,754	6,186	9,195
Total Daytime Population	62,460	212,422	352,949
Daytime Population: Workers	50,759	159,554	198,022
Daytime Population: Residents	11,701	52,868	154,927

Data Notes:

- Household population includes persons not residing in group quarters. Average Household Size is the household population divided by total households. Persons in families include the householder and persons related to the householder by birth, marriage, or adoption.
- Income represents the preceding year, expressed in current dollars. Household income includes wage and salary earnings, interest dividends, net rents, pensions, SSI and welfare payments, child support, and alimony.
- Per Capita Income represents the income received by all persons aged 15 years and over divided by the total population.



Ben Hubert
248 417 7150
ben.hubert@colliers.com



Benji Rosenzweig
248 752 3762
benji.rosenzweig@colliers.com

We have no reason to doubt the accuracy of information contained herein, but we cannot guarantee it. All information should be verified prior to purchase and/or lease.