Well-Located Restaurant Spaces

FARMINGTON, DOWNTOWN SALT LAKE CITY & LEHI

FOR SUBLEASE

Locations subleased separately - Do Not Disturb Tenants





Lehi



Farmington


Salt Lake City

Dan Moore
Vice President
+1 801 947 8365
dan.moore@colliers.com

Rob Moore, CCIM
Senior Vice President
+1 801 947 8370
rob.moore@colliers.com

Colliers
Accelerating success.

Restaurant Spaces

FOR SUBLEASE

FARMINGTON, SALT LAKE CITY & LEHI

Three well-located restaurant spaces in high-traffic retail centers with strong outdoor visibility — well suited for QSR, fast-casual, or full-service restaurant concepts looking to capitalize on built-in foot traffic and co-tenancy with national retailers.

Locations subleased separately
Do Not Disturb Tenants

Property Summaries:

1. **Station Park | Farmington, UT**
   875 W. Promontory Rd, #H110
   Inline Space
2. **City Creek Center | Salt Lake City**
   36 S. State Street, #240
   Corner End-Cap Space
3. **The Outlets at Traverse Mountain | Lehi**
   3700 Cabelas Boulevard, #353
   Corner End-Cap Space

Sublease available for one or multiple locations

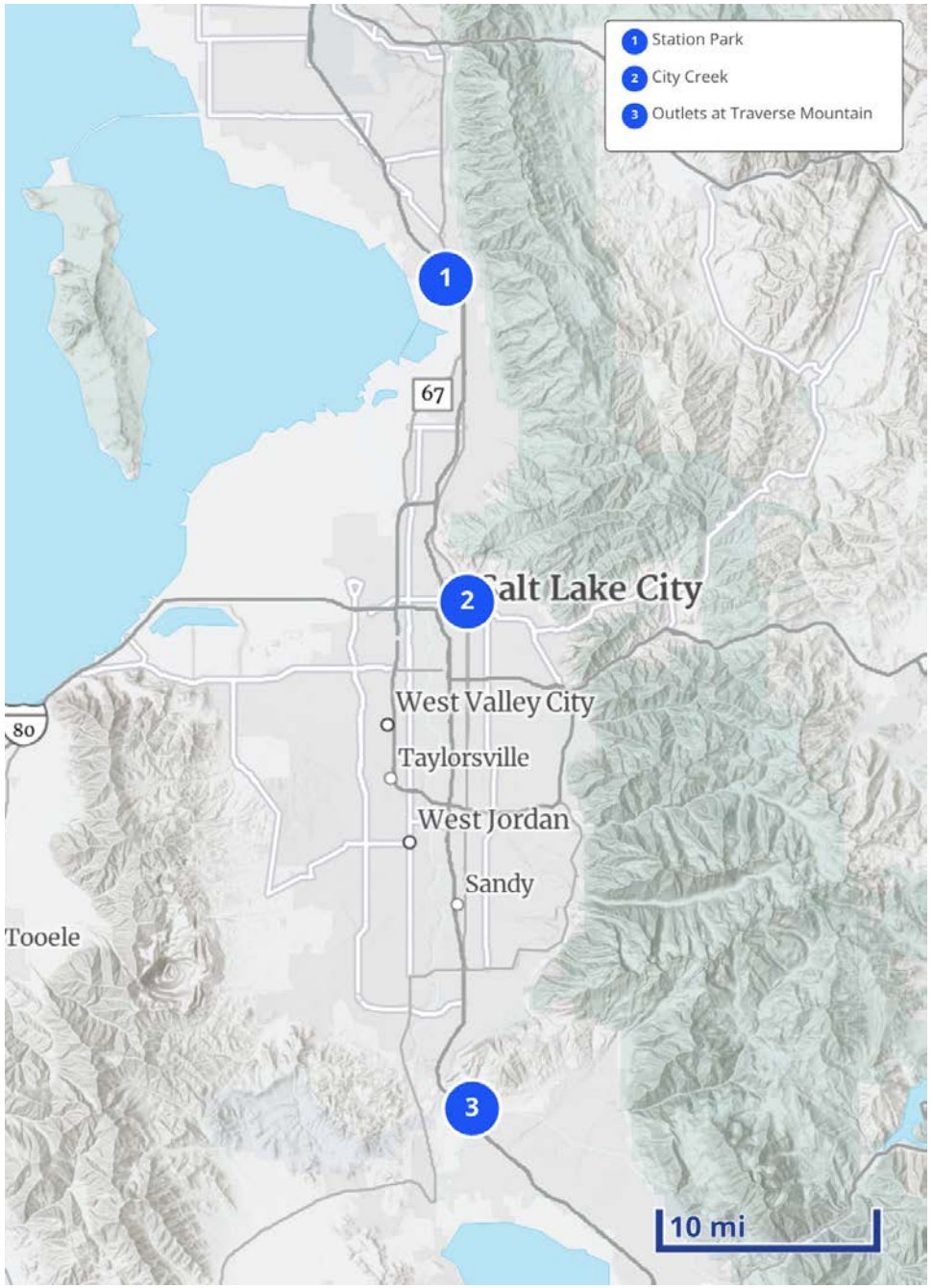

Copyright © 2025 Colliers

STATION PARK

875 W. Promontory Road, #H110 | Farmington, UT



Inline Space

±2,278 SF

Lease Expiration: 3/31/2027

Zero options remaining



Copyright © 2025 Colliers

Area Map and Demographics (within a 3-mile radius)

2026 Population

40,466

2031 Projected Pop.

42,352

Median Age

32.3

Median Household Income

$133,534

Average Household Income

$158,795

Households

11,916

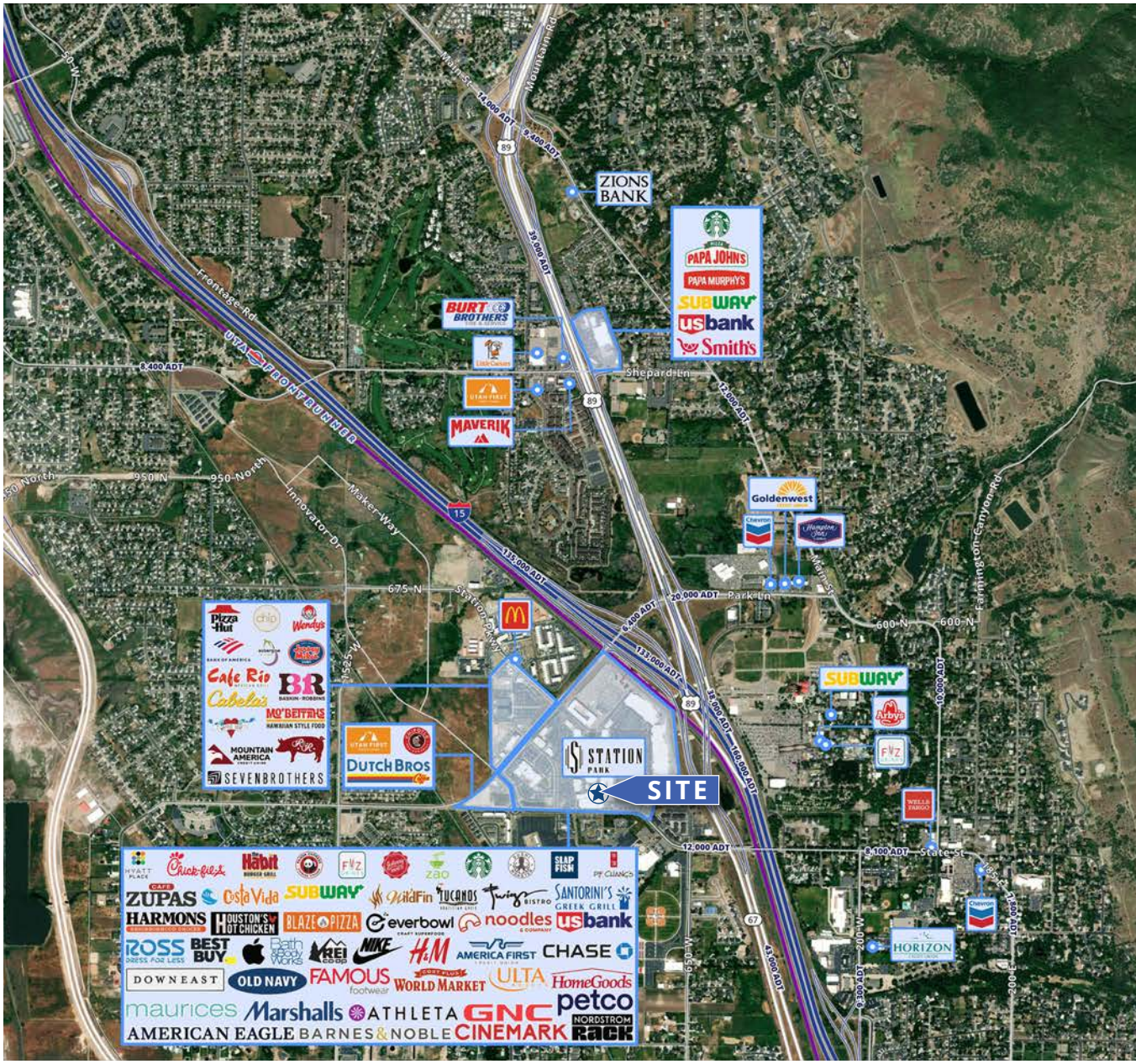

Copyright © 2025 Colliers

CITY CREEK CENTER

36 S. State State Street, #240 | Salt Lake City, UT



Corner End Cap Space

±1,910 SF

Lease Expiration: 1/31/2029

Zero options remaining

Level 2

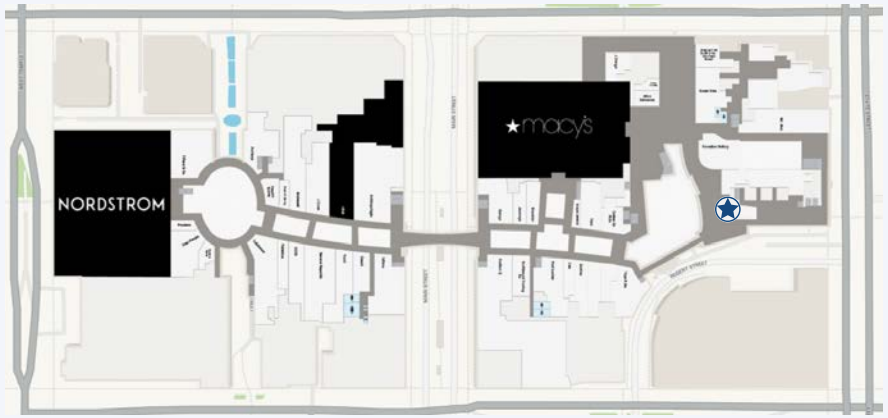

Copyright © 2025 Colliers

Area Map and Demographics (within a 3-mile radius)

2026 Population

143,622

2031 Projected Pop.

153,124

Median Age

33.5

Median Household Income

$76,531

Average Household Income

$116,750

Households

67,958



Copyright © 2025 Colliers

Outlets at TRAVERSE MOUNTAIN

3700 N. Cabelas Boulevard, #353 | Lehi, UT



Corner End Cap Space

±2,710 SF

Lease Expiration: 11/30/2027

One option remaining

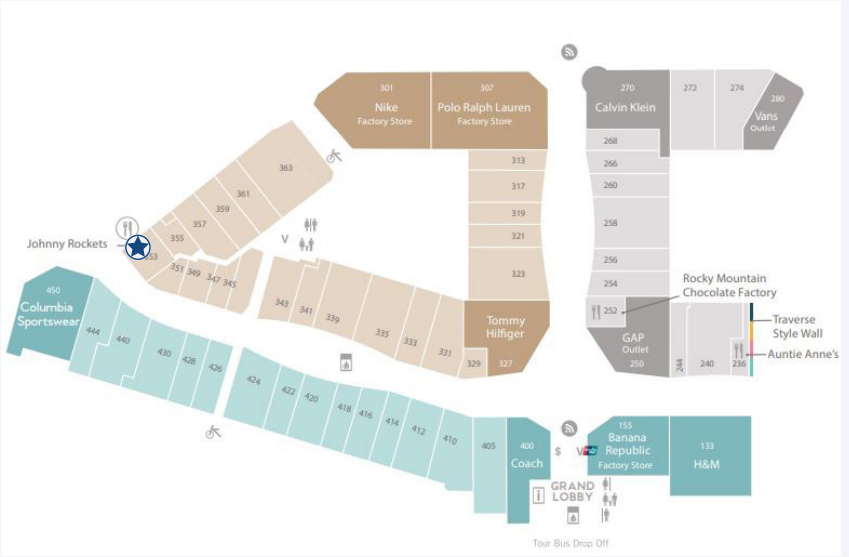

Copyright © 2025 Colliers

Area Map and Demographics (within a 3-mile radius)

2026 Population

66,753

2031 Projected Pop.

66,753

Median Age

29.2

Median Household Income

$147,952

Average Household Income

$178,137

Households

19,790



Copyright © 2025 Colliers

For more information, contact:

Dan Moore
Vice President
+1 801 947 8365
dan.moore@colliers.com

Rob Moore, CCIM
Senior Vice President
+1 801 947 8370
rob.moore@colliers.com

Colliers
Accelerating success.

This document has been prepared by Colliers International for advertising and general information only. Colliers International makes no guarantees, representations or warranties of any kind, expressed or implied, regarding the information including, but not limited to, warranties of content, accuracy and reliability. Any interested party should undertake their own inquiries as to the accuracy of the information. Colliers International excludes unequivocally all inferred or implied terms, conditions and warranties arising out of this document and excludes all liability for loss and damages arising there from. This publication is the copyrighted property of Colliers International and/or its licensor(s). ©2026. All rights reserved.